

GATE VALVES

BODY CI / CS / SS304 / SS316 / SS304L / SS316L

BONNET CI / CS / SS304 / SS316 / SS304L / SS316L

WEDGE CA15 / CS+13% Cr. / SS304 / SS316

SEATRING AISI 410 / CS+13% Cr. / SS304 / SS316

STEM AISI 410 / AISI 304 / AISI 316

MFG STD API 600

INSP & TEST STD API 598

OPERATION HANDWHEEL / GEAR / ACTUATOR-PNEUMATIC

ENDS SCREWED / SOCKETWELD / BUTTWELD / FLANGED

CLASS 150# / 300# / 600# / 900# / 1500# / 2500#

TEMPERATURE 0 °C TO 250°C / 350°C



SIZE RANGE 15MM TO 1000MM

MEDIA AIR, WATER, OIL, GAS & CHEMICAL

A7

GATE VALVES

CS GATE VALVE



GTV-3301

SS GATE VALVE



GTV-3302

SS GATE VALVE



GTV-3303

GEAR OPERATED



GTV-3304

SLUICE VALVE



GTV-3305

GATE VALVE BUTTWELD END



GTV-3306

CS KNIFE EDGE



GTV-3307

SS KNIFE EDGE



GTV-3308

PNEUMATIC KNIFE EDGE



GTV-3309

A8



GLOBE VALVES

BODY CI / CS / SS304 / SS316 / SS304L / SS316L

BONNET CI / CS / SS304 / SS316 / SS304L / SS316L

DISC AISI 410 / CS+13% Cr. / SS304 / SS316

SEATRING AISI 410 / CS+13% Cr. / SS304 / SS316

STEM AISI 410 / AISI 304 / AISI 316

MFG STD API 600

INSP & TEST STD API 598

OPERATION HANDWHEEL / GEAR

ENDS SCREWED / SOCKETWELD / BUTTWELD / FLANGED

CLASS 150# / 300# / 600# / 900# / 1500# / 2500#

TEMPERATURE 0 °C TO 250°C / 350°C



SIZE RANGE 15MM TO 1000MM

MEDIA AIR, WATER, STEAM, OIL, GAS & CHEMICAL

A9

GLOBE VALVES

CS GLOBE VALVE



GLV-4401

SS GLOBE VALVE



GLV-4402

SS GLOBE VALVE



GLV-4403

GEAR OPERATED



GLV-4404

ND-40 GLOBE VALVE



GLV-4405

GLOBE VALVE BUTTWELD END



GLV-4406

ANGLE GLOBE VALVE



GLV-4407

CRYOGENIC GLOBE VALVE



GLV-4408

CRYOGENIC GLOBE VALVE



GLV-4409

A10



NON RETURN VALVES

BODY	CI / CS / SS304 / SS316 / SS304L / SS316L
COVER	CI / CS / SS304 / SS316 / SS304L / SS316L
DISC	AISI 410 / CS+13% Cr. / SS304 / SS316
SEATRING	AISI 410 / CS+13% Cr. / SS304 / SS316
HINGE	ASTM A 216 Gr. WCB / AISI 304 / AISI 316
HINGE PIN	AISI 410 / AISI 304 / AISI 316
MFG STD	API 6D / BS 1868
INSP & TEST STD	API 598 / BS 6755 PART I
ENDS	SCREWED / SOCKETWELD / BUTTWELD / FLANGED
CLASS	150# / 300# / 600# / 900# / 1500# / 2500#
TEMPERATURE	0 °C TO 250°C / 350°C



SIZE RANGE	15MM TO 900MM
MEDIA	AIR, WATER, OIL, GAS & CHEMICAL

A11

NON RETURN VALVES

CS SWING CHECK VALVE



NRV-5501

SS SWING CHECK VALVE



NRV-5502

SS SWING CHECK VALVE



NRV-5503

SS DISC CHECK VALVE



NRV-5504

SS DUAL PLATE CHECK VALVE



NRV-5505

CS DUAL PLATE CHECK VALVE



NRV-5506

WAFER TYPE CHECK VALVE



NRV-5507

LIFT UP & REFLUX




NRV-5508

BUTTWELD NRV



NRV-5509

A12



STRAINERS

BODY CI / CS / SS304 / SS316

COVER CI / CS / SS304 / SS316

SCREEN SS304 / SS316

MFG STD MNC / 014

INSP & TEST STD MNC / 014

COVER STUD ASTM A 193 Gr. B7

COVER NUT ASTM A 194 Gr. 2H

ENDS SCREWED / SOCKETWELD / FLANGED

CLASS 150# / 300# / 600#

HYD-TEST PRESSURE 15Kg/Cm², 32Kg/Cm², 79Kg/Cm², 156Kg/Cm²

TEMPERATURE 0 °C TO 250°C / 350°C



SIZE RANGE 15MM TO 500MM

MEDIA AIR, WATER, OIL, GAS & STEAM

A13

STRAINERS

CS Y-TYPE STRAINER



STR-6601

SS Y-TYPE STRAINER



STR-6602

SS Y-TYPE STRAINER



STR-6603

MS FABRICATED Y-TYPE STRAINER



STR-6604

ND - 40 STRAINER



STR-6605

CI Y-TYPE STRAINER



STR-6606

MS FABRICATED T-TYPE STRAINER



STR-6607

SS FABRICATED T-TYPE STRAINER



STR-6608

MS FABRICATED POT-TYPE STRAINER



STR-6609

A14



CONTROL VALVES

BODY	CS / SS304
TRIMS	13 Cr / 18 Cr 8 Ni
DIAPHRAGM	IMPORTED PLASTIC / RE-INFORCED RUBBER
SEAT	SOFT SEATED / METAL TO METAL
MFG STD	GENERALLY CONFIRMING TO IS 10189 (PART I)
INSP & TEST STD	FCI 70-2
OPERATION	ELECTRIC / PNEUMATIC DIAPHRAGM / PNEUMATIC CYLINDER
ENDS	SCREWED / FLANGED
CLASS	150# / 300#
WORKING PRESSURE	10Kg/Cm ²
TEMPERATURE	0 °C TO 180°C / 220°C / 450°C



SIZE RANGE	25MM TO 100MM
MEDIA	AIR, WATER, THERMIC OIL, GAS, STEAM & CHEMICAL

A15



CONTROL VALVES

Y-TYPE CONTROL VALVE



CTL-7701

Y-TYPE CONTROL VALVE



CTL-7702

PNEUMATIC DIAPHRAGM 2 - WAY



CTL-7703

PNEUMATIC DIAPHRAGM 3 - WAY



CTL-7704

PNEUMATIC DIAPHRAGM - GLOBE



CTL-7705

MOTORISED 2 - WAY



CTL-7706

MOTORISED 3 - WAY



CTL-7707

PNEUMATIC CYLINDER - 2 - WAY



CTL-7708

PNEUMATIC CYLINDER 3-WAY



CTL-7709

A16



OTHER VALVES

SPECS. MAY VARY AS PER VALVE

BODY CI / CS / SS304 / SS316 / SS304L / SS316L

INTERNALS CI / CS / SS304 / SS316 / SS304L / SS316L

SEAT WHERE APPLICABLE SOFT SEATED / METAL SEATED

STEM WHERE APPLICABLE AISI 410 / AISI 304 / AISI 316

MFG STD WHERE APPLICABLE API 600 / BS 5159

INSP & TEST STD WHERE APPLICABLE API 598 / BS 6755

OPERATION WHERE APPLICABLE HANDWHEEL / HANDLEVER

ENDS WHERE APPLICABLE SCREWED / SOCKETWELD / FLANGED *VARY AS PER VALVE*

CLASS WHERE APPLICABLE 150# / 300# *VARY AS PER VALVE*

TEMPERATURE 0°C TO 40°C / 80°C / 250°C *VARY AS PER VALVE*

PRESSURE Upto 7Kg/Cm², 10Kg/Cm² & 30Kg/Cm² *VARY AS PER VALVE*



SIZE RANGE 15MM TO 200MM *VARY AS PER VALVE*

MEDIA AIR, STEAM, WATER, OIL, GAS & CHEMICAL *VARY AS PER VALVE*

A17

OTHER VALVES

'Y' TYPE FLUSH BOTTOM VALVE



OTV-8801

DIAPHRAGM VALVE



OTV-8802

STEAM TRAPS



OTV-8803

SAFETY VALVES



OTV-8804

DIRT & MOISTURE SEPARATOR



OTV-8805

NEEDLE, SIGHT, BALL FLOAT



OTV-8806

PLUG VALVE




OTV-8807

PISTON VALVE



OTV-8808

FOOT VALVE



OTV-8809

A18



PFA LINED VALVES

BODY	GGG 40 / SGI / WCB / SS304 / SS316
LINING	FEP / PFA
LINING THICKNESS	MIN. 3MM TO 5MM
PARTS	ALL WETTED PARTS & RF LINED WITH FEP/PFA
TEMPERATURE	FEP: MAX. 200°C / PFA: MAX. 260°C
SPARK TEST	10 KVDC / 15 KVDC
LEAKAGE CLASS	CLASS "VI"
OPERATION	HANDWHEEL / GEAR / ACTUATOR-PNEUMATIC & ELECTRIC
ENDS	FLANGED / WAFER TYPE
CLASS	150# / 300#
PRESSURE	Upto 10Kg/Cm ²

SIZE RANGE	15MM TO 400MM
MEDIA	AIR, WATER, OIL, GAS & CHEMICAL

A19

PFA LINED VALVES

BUTTERFLY VALVE



LNV-9901

WAFER CHECK VALVE



LNV-9902

DIAPHRAGM VALVE



LNV-9903

PNEUMATIC LINED VALVE



LNV-9904

BALL VALVE



LNV-9905

ELECTRIC LINED VALVE



LNV-9906

DOUBLE WINDOW SIGHT GLASS




LNV-9907

PLUG VALVE



LNV-9908

BALL TYPE CHECK VALVE



LNV-9909

A20